

CHEMSTEEL®

CHEMSTEEL SERIES S210 METALLIC PERFORMANCE



A full range of accessories are available including:

- close coupled mounting kits
- baseplate/pedestal mounting kits
- line mounted pressure relief valves

GENERAL DESCRIPTION

Chemsteel pumps are designed to handle common and highly corrosive liquids that must be pumped under pressure. Manufactured to extremely precise tolerance, the Chemsteel pump line prevents system contamination while maintaining the purity and integrity of the liquid being pumped. Its rugged, three-section, o-ring sealed thru-bolt construction provides ease of servicing and parts replacement.

Helical gearing offers noise reduction by as much as 10db, while the tandem pumps double the output flow for a single fluid, or with isolation, handle other fluids in direct ratio to the first.

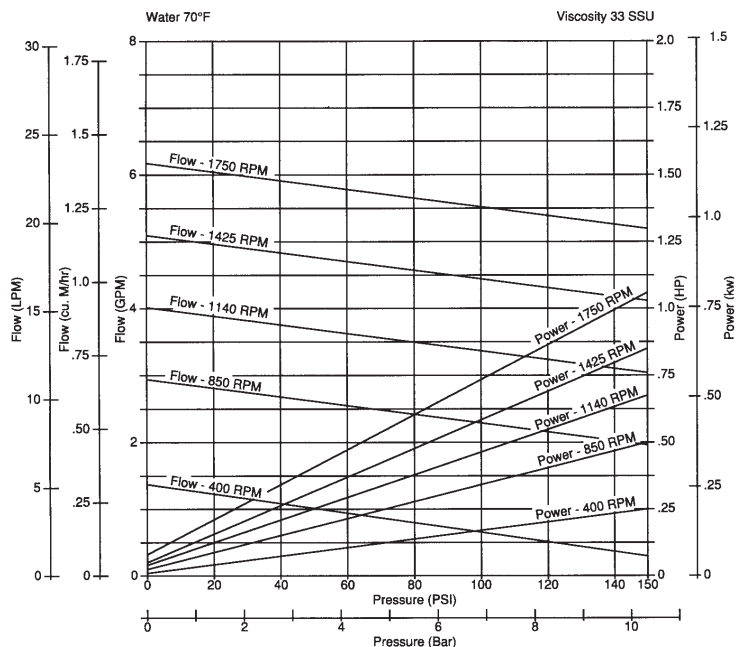
Additionally, Chemsteel pumps offer bi-directional operation for applications requiring reversing flow.

LIFE CYCLE/COST OF OWNERSHIP

Pump design and materials selection, together provide the longest life available from a gear pump.

Key attributes include:

- Gear & bearing combinations of metallic and nonmetallic wear surfaces.
- Slotted bearings to lubricate shaft and gear surfaces.
- Hydraulic porting to balance axial thrust and to reduce wear.
- Ample port sizing to reduce the likelihood of cavitation when inlet pressure is marginal.
- Effective housing seals with elastic memory prevent leakage of corrosives.



Notes: For continuous service:
Plastic / Plastic gear combinations are limited to 50 psi.
Metal / Plastic gear combinations are limited to 100 psi.
Metal/Metal gear combinations are limited to 150 psi.
Horsepower requirements increase for viscous fluids.

SPECIFIC SOLUTIONS

Gear/bearing design allows for “trimming” for optimizing the pump’s maximum flow to reach minimum turndown or to match flow to a specific OEM’s requirement. Special materials combinations are available for specific liquids:

- Stainless or Alloy C housing construction.
 - Gears available in 316 stainless, W88 stainless and Alloy C. Also in Teflon®, Ryton® and PEEK®.
 - Shafts are 316 stainless steel or Alloy C.
 - Bearings available in carbon or Teflon®.
- Full range of seal options including lip seal, packing and mechanical designs.

FIT

Connections are 1/2” female NPT or BSPT, pump hardware is metric and close couple adapters mount to both NEMA and IEC standard motor frame sizes for world wide acceptance. “Near” dimensional interchangeability offers easy upgrade to Chemsteel pump. The port size is the same as competitive pumps.

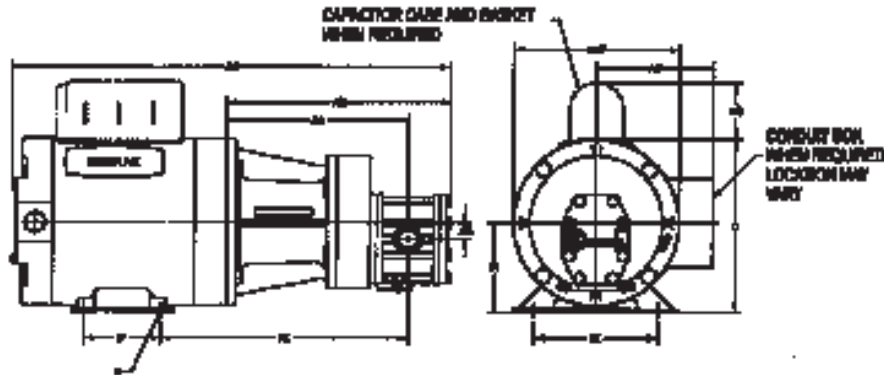
MAINTENANCE

A three-part housing provides easy disassembly and service. Full size bearings match the gear diameter, and eliminate the need for separate wear plates. TFE encapsulating silicone o-ring pump housing seals provide elastic memory to assure an effective long lasting seal and thus avoiding the re-torquing required of pumps using pure TFE. The upper shaft configuration lends itself to in-line pump seal maintenance without the leakage of trapped chemicals from an incompletely drained pump.

To order a CHEMkit®, simply add a "K" to the end of the model number. A repair kit contains the following parts: seals, bearings, gears, o-rings, shafts, keys, c clips, and retaining ring.

| MODEL | S210 |
|--|---------------|
| maximum flow (gpm) @1750 rpm | 5.6 |
| theoretical displacement (cc/revolution) | 14.9 |
| maximum differential pressure (psig) | 150 |
| maximum system pressure (psig) | 300 |
| maximum speed (RPM) | 1800 |
| maximum fluid temperature | 450° F |
| minimum fluid temperature | -50° F |
| standard port size | 1/2 inch FNPT |
| weight (lbs) | 6 |

CLOSE-COUPLED DIMENSION



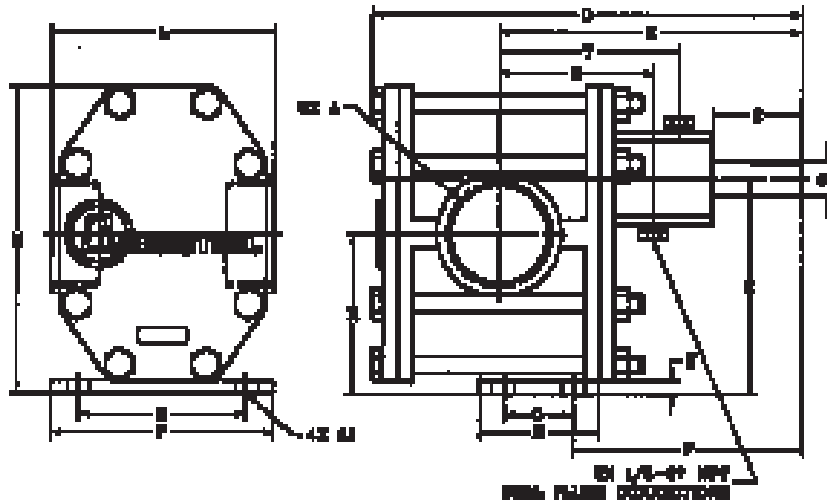
| adapter code | kit part no. | motor frame | | D1 | 2E | 2F | H | O | AP | XO | AA | AB | AC | AD | AE | | |
|--------------|--------------|------------------|-------|-------------|-------|-------|-------|-----------|-------------|-------|-------|-------|-------|-------|-------|--------|-------------|
| | | | | | | | | | | | | | | | | INCHES | MILLIMETERS |
| C1 | M2AD56 | 56C | | INCHES | 3.50 | 4.88 | 3.00 | ø.34 SLOT | 6.88 | 6.63 | 2.25 | 7.15 | 8.80 | 17.18 | — | 9.71 | |
| | | | | MILLIMETERS | 88.9 | 124 | 76.2 | ø8.6 SLOT | 174.8 | 168.4 | 57.2 | 181.6 | 223.5 | 436.4 | — | 246.6 | |
| C2 | M2AD45T | 143TC | 145TC | INCHES | 3.50 | 5.50 | 4.00 | 5.00 | ø.34 SLOT | 6.88 | 6.63 | 2.25 | 7.15 | 8.80 | 18.37 | 19.87 | 9.53 |
| | | | | MILLIMETERS | 88.9 | 139.7 | 102 | 127 | ø8.6 SLOT | 174.8 | 168.4 | 57.2 | | | 466.6 | 504.7 | — |
| | | 182C | 184C | INCHES | 4.50 | 7.50 | 4.50 | 5.50 | ø.41 SLOT | 8.69 | 7.88 | 2.38 | 181.6 | 223.5 | 21.09 | 20.31 | 10.03 |
| | | | | MILLIMETERS | 114.3 | 190.5 | 114.3 | 139.7 | ø10.41 SLOT | 220.7 | 200 | 60.3 | 535.7 | 515.9 | — | 254.8 | |
| C3 | M2AD71E | IEC 71, B14 FACE | | INCHES | 2.80 | 4.41 | 3.54 | ø.28 SLOT | 5.14 | 4.69 | — | 6.65 | 8.30 | 17.61 | 4.00 | 8.42 | |
| | | | | MILLIMETERS | 71 | 112 | 89.9 | ø7 SLOT | 130.6 | 119.1 | — | 168.9 | 210.8 | 447.3 | 102 | 213.9 | |
| C4 | M2AD80E | IEC 80, B14 FACE | | INCHES | 3.15 | 4.92 | 3.94 | ø.39 SLOT | 6.00 | 5.69 | — | 6.65 | 8.30 | 17.84 | 4.51 | 8.62 | |
| | | | | MILLIMETERS | 80 | 125 | 100.1 | ø10 SLOT | 152.4 | 144.5 | — | 168.9 | 210.8 | 453.1 | 116 | 218.9 | |

¹ These dimensions vary depending on hp, enclosure, speed and motor manufacturer. Specifications are subject to change without notification.

PEDESTAL MOUNT DIMENSIONS

| | A | B | C | | | D | E | F | G | H | J | K | | L | M | N | O | P | R |
|-------------|------|------|------------|-------------------|------|-------|-------|-------|------|------|------|----------|----------------|------|------|------|------|------|------|
| | | | Mechanical | Pack ² | Lip | | | | | | | Diameter | Standard drive | | | | | | |
| inches | 0.50 | 0.50 | 1.28 | 0.72 | 1.26 | 6.28 | 4.60 | 4.22 | 0.56 | 1.38 | 0.34 | 2.63 | 1.33 | 2.63 | 3.75 | 0.25 | 2.25 | 3.00 | 1.97 |
| millimeters | 12.7 | 12.7 | 32.5 | 18.2 | 32.0 | 159.5 | 116.8 | 107.2 | 14.2 | 35.1 | 8.6 | 66.7 | 33.7 | 66.8 | 95.3 | 6.4 | 57.2 | 76.2 | 50.0 |

² Dimension is approximated with packing nut installed



Teflon® is a registered trademark of DuPont, an equivalent fluoropolymer may be used.
 Ryton® is a registered trademark of Chevron Phillips Chemical, an equivalent polyphenylenesulfide may be used.
 PEEK® is a trademark of Victrex, an equivalent polyetheretherketone may be used.

* Standard Upper Drive Shown